

SCIENCE WITH MR. BRADLEY
BACK TO SCHOOL NIGHT!

[Mr. Bradley Introduction Video](#)


*Click this link to watch
Introduction Video*




KELAN BRADLEY

*Click these links to go to
your students Classroom*

- 7th Grade Science ([Period 3](#) / [Period 6](#))




- Email: kbradley@srcs.k12.ca.us



*Click this link to contact
MR. Bradley*

- [7th Grade Syllabus \(English\)](#)
- [7th Grade Syllabus \(Spanish\)](#)



*Click these links to go to
the Class Syllabus*

PARENT AND STUDENT RESOURCES

- [Google Classroom](#)
- [Edpuzzle](#)
- [Google Slides](#)
- [Zoom](#)
- [Illuminate](#)

Click on any item in the list to the left.

For each item, you will find a brief description. There will also be links to videos that can help students and parents understand how we will use these platforms.

Google Classroom

This is the online platform where class takes place. All class posts, announcements, assignments, quizzes, tests, and Zoom meeting notifications occur here.

It is vital that students check Google Classroom **EVERY CLASS DAY.** This means they should be on Google Classroom 3 days a week.

Below is a link to a tutorial video on how to login to Google Classroom, navigate the platform, find assignments, and turn in assignments.

[Google Classroom Video Link](#)

Edpuzzle

This website is where students will be introduced to new science concepts. They will watch videos and answer questions based on what they have learned. Students can correct mistakes and improve their scores on Edpuzzles by asking Mr. Bradley to reset their progress. Videos have Spanish Subtitles available.

Below is a link to a tutorial video on how to use Edpuzzle and setup subtitles.

[Edpuzzle Video Link](#)

Google Slides

This is how students will take notes in Science Class. At the beginning of the year each student made a Science Folder. This is where they will store the notes during homeschool. They will be required to periodically turn in their notes as the class moves on to new content.

I regularly update the Google Classroom with my version of the notes for students to catch up if they need to. Spanish and English versions of notes will be provided.

[Google Slides Video Link](#)

Illuminate

This is the website where students can view their grades. It is also where teachers input attendance and report cards.

Link to the website = srcs.illuminatehc.com

Zoom

This is where class will take place during homeschool. It is an online platform where students can meet their teachers for live classes. In Zoom meetings - attendance is taken, teachers give instruction, work is assigned, announcements are made, and help is given for make-up work.

Attending Zoom Classes are required for attendance. Students will have 2 required meetings a week. I also offer extra Zoom meetings to provide extra help. These usually happen at 1PM.

To attend a Zoom meeting: students must check their school email and/or **Google Classroom** for the link **the day of class.**

CLASS SCHEDULE / OFFICE HOURS

Period 1 - **Monday/Thursday 8:45 AM** Zoom Class **Wednesday** Assignment in Classroom

Period 2 - **Tuesday/Friday 8:45 AM** Zoom Class **Wednesday** Assignment in Classroom

Period 3 - **Monday/Thursday 10:15 AM** Zoom Class **Wednesday** Assignment in Classroom

Period 5 - **Monday/Thursday 12:00 PM** Zoom Class **Wednesday** Assignment in Classroom

Period 6 - **Tuesday/Friday 12:00 PM** Zoom Class **Wednesday** Assignment in Classroom

General Information:

- Zoom meetings are considered class in homeschool.
- Points towards grades are earned when assignments are submitted.
- Late work is accepted up to the end of the Quarter.
- Tests and quizzes are all open note/open book.
- Most assignments can be corrected and resubmitted to improve assignment score.

